Stainless Steel High Pressure Regulator, up to 200 bar Outlet Pressure RH3000

Description	Hand-operated, spring-loaded high pressure regulator for maximum supply pressure of 220 bar and maximum outlet pressure of 200 bar. For outlet pressures up to 15 bar the regulator has a diaphragm, for higher outlets a piston. A sintered bronze filter at the inlet port protects against contamination.
Media	compressed air or non-corrosive gases
Supply pressure	max. 220 bar
Adjustment	by hexagon head screw at RH3000-02, T-handle at RH3000-03 to -10, with locknut
Gauge port	All regulators are equipped with both one supply pressure gauge and one outlet pressure gauge.
Safety relief valve	prevents from overpressure, see chart
Compensation	All regulators are equipped with supply pressure variation compensation, so that a change in supply pressure has no effect on the outlet pressure's stability.
Temperature range	-10 °C to 60 °C / 14 °F to 140 °F
Mounting position	any
Material	Body: stainless steel 316 Diaphragm: stainless steel 316 O-ring: FKM / PTFE Filter: stainless steel 316 Valve seat: FKM Piston: stainless steel 316

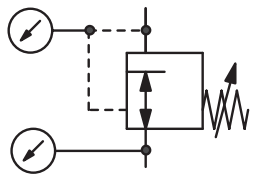

G¼ to G1¼
1…8/200 bar

RH3000-02B

RH3000-A3B

RH3000-08D

High pressure regulator 200 bar

non-relieving, for compressed air, with supply and outlet pressure gauges

Dimensions A mm	B mm	C mm	Safety relief valve S: with valve	K_v value (m^3/h)	Flow rate m^3/h*1	l/min*1	Connection thread inlet / outlet	Pressure range bar	Order number RH3000
175	150	32	S	0.05	30	500	DIN 477 / G¼	1…8	RH3000-02A
			S		45	750		1…15	RH3000-02B
			S		60	1000		3…30	RH3000-02C
			S		60	1000		5…50	RH3000-02D
			S		60	1000		10…100	RH3000-02E
			-		60	1000		20…200	RH3000-02F
181	165	40	S	0.15	70	1150	DIN 477 / G½ a	1…8	RH3000-03A
			S		155	2580		1…15	RH3000-03B
			S		210	3500	DIN 477 / G⅜	3…30	RH3000-03C
181	180	40	S		300	5000		5…50	RH3000-03D
			-		390	6500		20…200	RH3000-03F
181	230	40	S	0.25	370	6170	DIN 477 /G½ a	1…15	RH3000-A3B
			S		550	9170	DIN 477 / G⅜	3…30	RH3000-A3C
			S		650	10830		5…50	RH3000-A3D
181	180	40	-		700	11670		20…200	RH3000-A3F
171	355	232	S	1.5	600	10000	G¾ a /G¾ a	1…8	RH3000-06A
			S		720	12000		1…15	RH3000-06B
171	380	257	S		850	14170		3…30	RH3000-06C
			S		1000	16670		5…50	RH3000-06D
246	376	245	S	2.5	1100	18330	G1 a / G1 a	1…8	RH3000-08A
			S		1300	21670		1…15	RH3000-08B
246	412	281	S		1500	25000		3…30	RH3000-08C
			S		1650	27500		5…50	RH3000-08D
			-		1850	30830		20…200	RH3000-08F
241	380	264	S	3.5	2700	45000	G1 a /G1¼	1…8	RH3000-10A
			S		3150	52500		1…15	RH3000-10B
241	418	299	S		3500	58330		5…50	RH3000-10D

Special options, add the appropriate letter

relieving diaphragm									RH3000-. . . **R**
relieving piston									RH3000-. . . **R**
EPDM elastomer									RH3000-. . . **E**
for panel mounting			for RH3000-02 up to -A3						RH3000-. . . **P**
nitrogen	N_2:	**07**	**carbon dioxide**	CO_2:	**03***2	**argon**	Ar:		RH3000-. . . **05**
helium	He:	**09**	**hydrogen**	H_2:	**11**	**methane**	CH_4:		RH3000-. . . **13**
oxygen	O_2:	**15**	**propane**	C_3H_6:	**16**	**nitrous oxide**	N_2O:		RH3000-. . . **17**

Accessories, enclosed

mounting bracket	for RH3000-02 up to -A3	**BW30-03S**
mounting nut	for RH3000-02 up to -A3	**M30x1,5S**
mounting bracket	for RH3000-06	**BW00-31S**
	for RH3000-08	**BW00-35S**

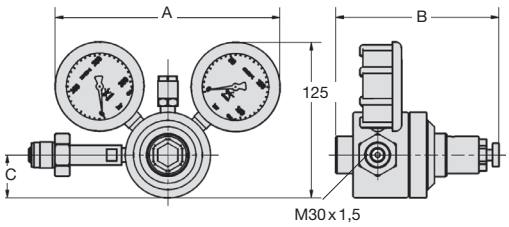

RH3000-02/-03/-A3

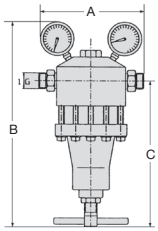

RH3000-06/-08

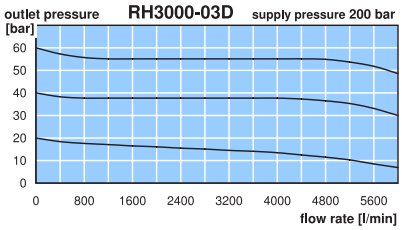

*1 at 200 bar supply pressure and max. outlet pressure

*2 max. 80 bar

PDF CAD
www.aircom.net

Order example:
RH3000-02A